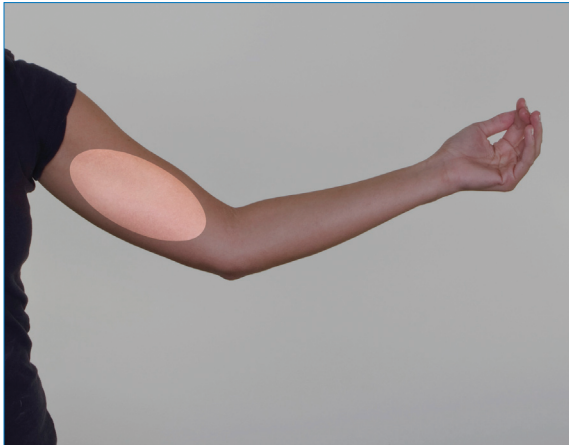
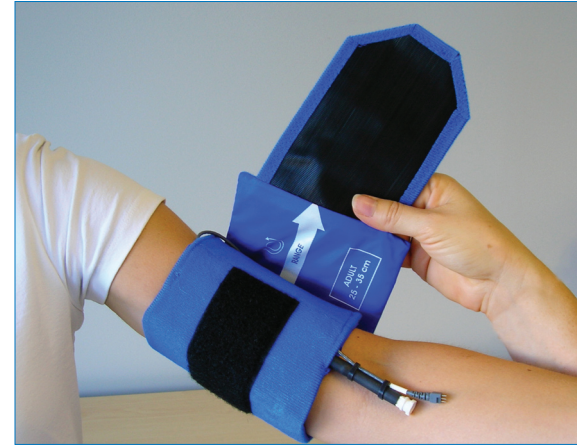


Proper Orbit-K™ Cuff Placement

- 1. PALPATE THE BRACHIAL ARTERY**
(between tricep and bicep)

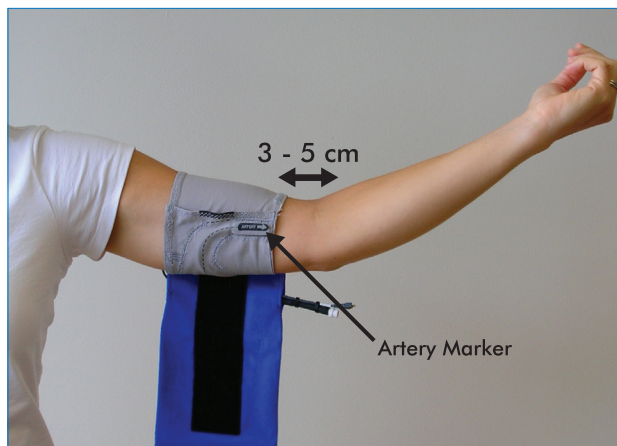


- 2. CHOOSE THE APPROPRIATE SIZE CUFF**



- 3. PLACE CUFF ON ARM**

(ensure Artery Marker points down arm and microphone is placed over the brachial artery, 3-5cm from the elbow)



- 4. WRAP CUFF SECURELY AROUND ARM**

