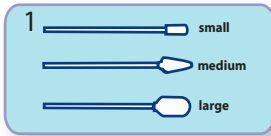


VERRUCA-FREEZE®

For Removal of Warts, Skin Tags & Other Benign Skin Lesions

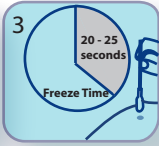
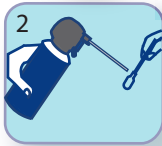
How to Use



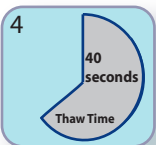
1. **Select Bud Applicator:** For Use on bony surface area or areas where a tight seal with a cone cannot be achieved. CryoBuds™ available in three sizes (small, medium and large).



Do not insert the CryoBud™ into the canister.

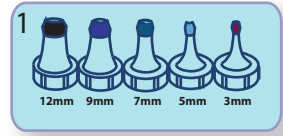


2. By holding the canister in one hand and the CryoBud™ in the other, apply gentle pressure to the trigger nozzle and lightly spray the CryoBud™. **Saturate** the bud to its first drip point.
3. Place bud directly onto the lesion and hold firmly for **20 - 25 seconds**. Remove the bud. An ice ball appears.



4. Allow a **thaw** time of approximately **40 seconds**, no more than 55 seconds, depending on the size of the lesion. CryoBuds™ are not interchangeable between patients. Discard after use.

OR

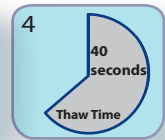
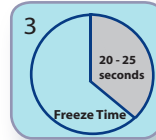


1. **Select Limiting Cone:** For Use on Fleshy Surface area. Available in five sizes: 12mm, 9mm, 7mm, 5mm and 3mm

Create a tight seal around the lesion and hold firmly.



2. **Spray** cryogen at a 45° angle against the inside of the cone wall for approximately **3 - 6 seconds**. Accumulate approximately 1/8th inch (3mm) of cryogen into the cone.



3. Allow cryogen to completely evaporate or boil off for approximately 20 - 25 seconds. Remove the cone. An iceball appears.
4. Allow a thaw time of approximately 40 seconds, no more than 55 seconds, depending on the size of the lesion.

If thaw time exceeds 55 seconds, place hand over lesion to prevent over-freezing.

Limiting cones are reusable and can be cleaned using a sterilizing solution.

Please visit our website at verrucafreeze.com to view a demonstration video and to obtain additional product information and medical distributor information.

Important: Do not touch the lesion prior to or during the thaw phase. Premature thawing will reduce the effectiveness of the freeze. Please watch the instructional DVD and read the instruction book before using Verruca-Freeze®.