

**5x More  
Weight  
Capacity\***

**Oversized  
Bariatric**




40"



Bariatric Overbed Table / Model 4700H

Acute Care Tables



**Model 4700**

**Extra Support**  
Added steel  
reinforcements  
for added strength

**Oversized Top**

- 18" x 40" top reaches beyond the middle of Bariatric beds
- Structurally reinforced with a tubular steel welded frame
- Frame extends virtually the entire length of the table



**Casters**  
2" twin wheel casters  
provide smooth  
maneuvering

**Base Design and Function**

- Extra wide 35" inside clearance to allow use with most Bariatric chairs.
- Structurally reinforced to meet the higher strength requirements.
- Height adjustment range between 30 1/2" to 45 1/2" with a strong positive lock in 1" increments.
- In a locked position, column supports a static load of up to 500 lbs., evenly distributed over the top surface.
- Opal powder coated base and column

**Specifications:**

**Height:** High 30 1/2"  
Low 45 1/2"

**Cube:** 3.0

**Weight:** 75 lbs.

**Options and Upgrades:**

- Alternate base finish options
- Alternate high pressure laminate colors

**Top Surface:** 18" x 40"

**Weight Capacity:** 500 lbs.



**\*Five times more weight capacity  
than the leading overbed table!**

**AMFAB™**



1446 South 35th Street  
Galesburg, MI 49053

Phone 269.665.6703  
800.432.6322  
Fax 269.665.6717